

NIC South Carolina

2020 YEAR IN REVIEW

VALUE












TRANSACTIONS SECURELY PROCESSED	7.2 MILLION
DOLLAR AMOUNT SECURELY PROCESSED	\$801 MILLION
NUMBER OF PAGE VIEWS TO PORTAL WEBSITE	3.9 MILLION
NUMBER OF SOCIAL MEDIA FOLLOWERS	28,749
NUMBER OF PAGE VIEWS ACROSS 64 SITES	19.3 MILLION

EFFICIENCY

COST SAVINGS IN 2020	\$3.3 MILLION
SINCE 2005	\$30.1 MILLION

As a result of the self-funded model, NIC South Carolina has been able to partner with over 193 agencies, localities and municipalities. In 2020 alone, NIC South Carolina formed 5 new partnerships delivering services at no cost to each of these partners. These 5 partners alone saved \$96,000 in cost avoidance in 2020 by utilizing the no cost Enterprise Services NIC South Carolina offers. No matter how big or how small a partner is, we will always offer our Enterprise Services ranging from payment processing to websites to a form builder.

COLLABORATION

 193	 5	 46
TOTAL PARTNERS	NEW PARTNERS	COUNTIES
 1,680	APPS & SERVICES LAUNCHED SINCE 2004	
 39,026	CUSTOMER SUPPORT REQUESTS	
 111	PROJECTS COMPLETED	
 42	PAYMENT PROCESSING	
 1,444	PAYMENT PROCESSING MIGRATION SERVICES	
 42	APP ENGINE SERVICES	
 14	WEBSITES	
 7	CUSTOM APPS	
 44	SERVICE ENHANCEMENTS	
 490	SUBSCRIBER ACCOUNTS	
 6	AWARDS	